




RHEEM HDi-310 HEAVY DUTY HEAT PUMP



	300% EFFICIENT ²	3 - 6	310 L	5 YEAR
SOLAR	RATING	PEOPLE	CAPACITY	WARRANTY*

FEATURES

- **Top Down Heating** – delivers heated water into the top of the tank for faster hot water delivery
- **No Solar Panels** – No structural load on your roof and looks better too
- **Energy Efficient** – Cuts energy use and greenhouse gas emissions by up to 65%^{1,2}
- **Unique, Back-Up Element** – Provides hot water regardless of the weather
- Fits on a compact footprint
- Award winning design
- Eligible for STCs, and State and Federal Government Rebates**
- 5 Year Warranty*

WHY CHOOSE RHEEM HEAT PUMP?

- Works day and night, as they don't rely on sunlight to operate
- Similar efficiency to traditional electric boosted solar systems
- Frost protected
- The only company to offer a back-up element as standard, delivering 60°C hot water, even on the coldest winter nights

TOP DOWN HEATING TECHNOLOGY

The HDi-310 Heat Pump introduces Top Down Heating, an advanced design which delivers a concentrated volume of hot water available for immediate use. This eliminates the waiting time for the entire tank to reheat, that you experience with electric water heaters



2007 HIA CSR
Australian Housing
Awards Winner Industry
Innovation Award

COMES ON STEADY, HOT AND STRONG

INSTALL A

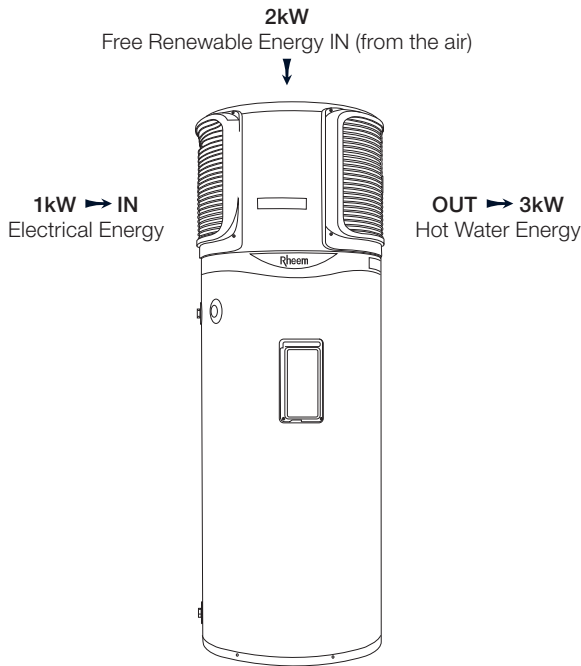




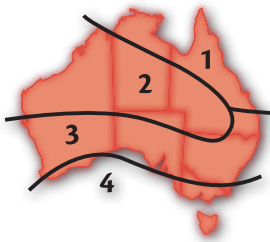
RHEEM HDi-310 HEAVY DUTY HEAT PUMP

HOW IT WORKS

The 310L Rheem Heat Pump utilises environmental heating technology to efficiently heat water using the air's warmth. Its advanced 'top-down' heating design delivers a concentrated volume of hot water available for immediate use. By using refrigerant-based technology, heat pumps can operate in any season, day and night. And given that heat pumps rely on extracting heat from the air, Rheem's Heat Pump even comes with an electric 'back-up boosting' element to ensure that hot water is available 24/7, regardless of the weather and air temperature.



STCs



RHEEM SOLARSAVERS™

Small-scale Technology Certificates (STCs) are a financial incentive to encourage the installation of solar water heaters provided under a Federal Government operated scheme.

This map shows the climate Zones within Australia which will define the number of STCs allocated to an approved solar heat pump.

To claim your STC entitlement, simply complete the STC Assignment form. Visit www.rheemsolarsavers.com.au to find out how many STCs apply to Rheem HDi-310 by zone and to download the STC Assignment form.

Other Federal and State Government rebates may also apply.

*** Warranty Conditions.** 5 years cylinder warranty, 3 years labour on cylinder, 2 years on sealed system including labour, 1 year on all other parts and labour. Applies to domestic installations only. Conditions apply. See the Rheem warranty set out in the Owner's Guide & Installation Instructions or view at www.rheem.com.au/warranty. Amended warranty may apply where a government rebate has been received for the heat pump water heater. Phone 131 031 for details.

- Energy and greenhouse gas emissions reduction of up to 65% based on Australian Government Approved TRNSYS simulation modelling and apply when replacing an electric water heater with a Rheem Heat Pump water heater in zone 3.
- The impact on an electricity account will depend on the tariff arrangement of the water heater being replaced and where you live. The HDi-310 Rheem Heat Pump water heater is recommended for connection to either 24 hour continuous tariff or extended off peak (min 16 hours/day). Before purchase consult your energy provider for more information on cost comparisons.

**Eligibility criteria apply.

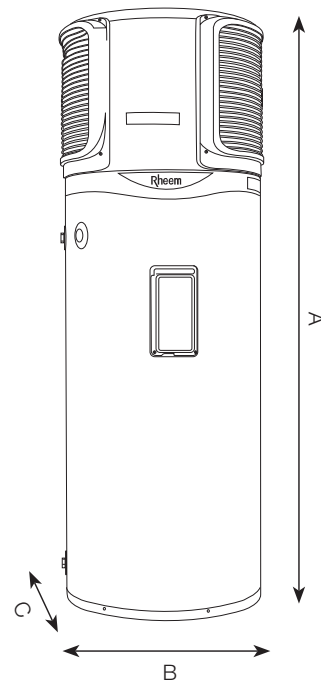
Materials and specifications are subject to change without notice.

® Registered Trademark of Rheem Australia Pty Ltd.

™ Trademark of Rheem Australia Pty Ltd.

MODEL HDi-310

Product Code	551310	
Suitable for No. of People (moderate climate)	3 - 6	
Dimensions		
Height (A)	mm	1870
Width (B)	mm	670
Depth (C)	mm	679
Weight		
Module	kg	48
Tank	kg	87
Technical		
Capacity	L	310
Power Input	Watts	1300
Refrigerant	R134a	
Element Sizes	kW	2.4 or 3.6
Boost Capacity	L	220
Water Connections & Settings		
Inlet	RP	3/4/20
Outlet	RP	3/4/20
Tank Relief Valve Setting	kPa	1000
ECV Setting	kPa	850
Maximum Mains Pressure Settings		
With ECV	kPa	680
Without ECV	kPa	800
Min. Water Supply Pressure	kPa	200



Rheem Australia Pty Ltd.

1 Alan Street, Rydalmere, New South Wales 2116, Australia
PO Box 6, Rydalmere, New South Wales 2116, Australia.

