



RHEEM MPI SERIES II MAINS PRESSURE HEAT PUMP

NEW &
IMPROVED



SOLAR

300%
EFFICIENT²

RATING

2 - 6

PEOPLE

325 L
or 410L


CAPACITY

5
YEAR

WARRANTY*

FEATURES

- **Multi-pass heating** – Heats the water 'isothermally' by passing the water through the heat exchanger multiple times
- **Constant recovery** – Minimises energy use by heating at a 'constant', optimised rate
- **Energy efficient** – Cuts energy use and greenhouse gas emissions by up to 65%^{1,2}
- **No Solar Panels** – No structural load on your roof and looks better too
- **Back-up element** – Provides hot water regardless of the weather
- **Whisper technology** enables quieter operation
- **LED Display** – Enables you to easily check the operating status of the water heater
- 50°C pre-tempered models also available
- Eligible for STCs**
- 5 year cylinder warranty*



WHY CHOOSE RHEEM HEAT PUMP?

- Works day and night, as they don't rely on sunlight to operate
- Similar efficiency to traditional electric boosted solar systems
- Frost protected
- Offers a back-up element as standard, delivering hot water, even on the coldest winter nights

SERIES II
MODEL



COMES ON STEADY, HOT AND STRONG

INSTALL A

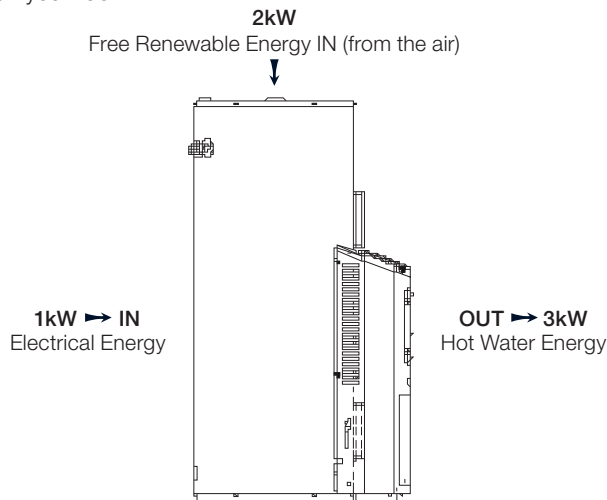




RHEEM MPI SERIES II MAINS PRESSURE HEAT PUMP

HOW IT WORKS

The new MPI Series II Rheem Heat Pump utilises the latest environmental heating technology to efficiently heat water. Free, renewable heat energy is absorbed and processed through a refrigeration system, resulting in hot water using a third of the energy of an electric water heater. These are similar savings to a solar water heater, but without needing panels mounted on your roof.



BACK-UP ELEMENT

Rheem Heat Pump models have a standard inclusion of a back-up element. Designed to activate only during very cold conditions, this feature ensures hot water is available in these conditions.

STCs



Small-scale Technology Certificates (STCs) are a financial incentive to encourage the installation of solar water heaters provided under a Federal Government operated scheme.

This map shows the climate Zones within Australia which will define the number of STCs allocated to an approved solar heat pump.

To claim your STC entitlement, simply complete the STC Assignment form. Visit www.rheem.com.au/rebates to find out how many STCs apply to Rheem MPI Series II³ by zone and to download the STC Assignment form.

* Warranty Conditions.

5 Years cylinder warranty, 3 Years labour on cylinder, 2 Years on sealed system including labour, 1 Year on all other parts and labour. Applies to domestic installations only. Conditions apply. See the Rheem warranty set out in the Owner's Guide & Installation Instructions or view at www.rheem.com.au/warranty. Amended warranty may apply where a government rebate has been received for the heat pump water heater. Phone 131 031 for details.

¹ Energy reduction of up to 65% based on Australian Government Approved TRNSYS simulation modelling and apply when replacing an electric water heater with a Rheem Heat Pump water heater in zone 3.

² Rheem MPI-325 Heat Pump water heaters are recommended for connection to either 24 hour continuous tariff or extended off peak (min 16 hours/ day). Rheem MPI 410 Heat Pump is recommended for connection to 24 hour continuous tariff. Any financial savings on an electricity account will depend on the tariff arrangement of the water heater being replaced. Maximum financial savings can be achieved only when the tariff for the electric water heater being replaced is 24 hour continuous. Consult your energy provider for more information on tariff details.

³ MPI 410 only recommended for Nth NSW & QLD.

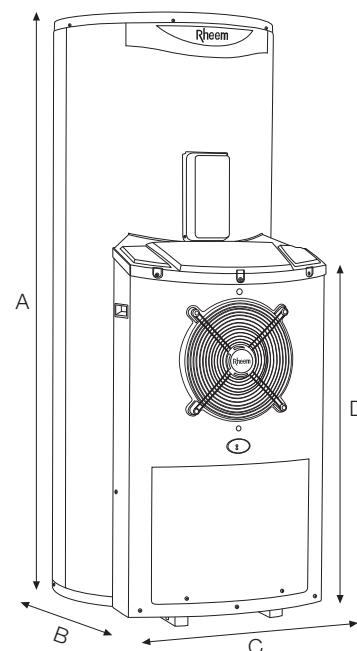
**Eligibility criteria apply.

Materials and specifications are subject to change without notice.

* Registered Trademark of Rheem Australia Pty Ltd.

™ Trademark of Rheem Australia Pty Ltd.

MODEL		MPI-325	MPI-410
Product Code		551325	551410 ³
Suitable for No. of People (moderate climate)		2 - 5	2 - 6
Dimensions			
Height (A)	mm	1631	1842
Width (B)	mm	894	961
Depth (C)	mm	638	685
Module Height (D)	mm	1018	1018
Weight			
Heat Pump Module	kg	42	42
Tank	kg	88	112
Technical			
Storage Capacity	L	325	410
Power Input	Watts	800	800
Refrigerant		R134a	R134a
Element Sizes	kW	1.8, 2.4 or 3.6	2.4 or 3.6
Boost Capacity	L	180	200
Water Connections & Settings			
Inlet	RP	¾/20	¾/20
Outlet	RP	¾/20	¾/20
Tank Relief Valve Setting	kPa	1000	1000
ECV Setting	kPa	850	850
Maximum Mains Pressure Settings			
With ECV	kPa	680	680
Without ECV	kPa	800	800
Min. Water Supply Pressure	kPa	200	200



Rheem Australia Pty Ltd.

1 Alan Street, Rydalmere, New South Wales 2116, Australia
PO Box 7508 Silverwater NSW 2128, Australia.

